

QUARTERLY MONITORING REPORT

DIRECTORATE: Environment
SERVICE: Highways, Transportation & Logistics
PERIOD: Quarter 3 to period end 31st December 2009

1.0 INTRODUCTION

This quarterly monitoring report covers the Highways, Transportation & Logistics Department third quarter period up to 31 December 2009. It describes key developments and progress against “key” objectives and performance indicators for the service.

The way in which traffic lights symbols have been used to reflect progress to date is explained within Appendix

2.0 KEY DEVELOPMENTS

Mersey Gateway

The ongoing position with the land assembly process is that during the intervening period between the close of the Public Inquiry and receipt of the Secretaries of State’s decision the MG Land Assembly Team is continuing to pursue acquisitions by agreement. These negotiations in advance of Compulsory Purchase Orders/Transport and Works Act are being conducted in accordance with the guidance provided in Government Circular 06/2004 and the Mersey Gateway Relocation Strategy.

3.0 EMERGING ISSUES

None at this time.

4.0 PROGRESS AGAINST OBJECTIVES / MILESTONES


Total	8		7		1		9
--------------	----------	---	----------	---	----------	---	----------

With the exception of bridge maintenance all objectives / milestones are progressing as planned and additional details are provided in Appendix 1.

5.0 SERVICE REVIEW

The are currently no issues of service review to be reported.

6.0 PROGRESS AGAINST KEY PERFORMANCE INDICATORS

Total	0		0		0		0
--------------	----------	---	----------	---	----------	---	----------

There are presently no indicators that can be reported at this period as data does not become available until year-end. Further information will be provided next quarter.

6.1 PROGRESS AGAINST OTHER PERFORMANCE INDICATORS

Total	0		0		0		0
--------------	----------	---	----------	---	----------	---	----------

Refer above.

7.0 RISK CONTROL MEASURES

During the production of the 2009-12 Service Plan, the service was required to undertake a risk assessment of all Key Service Objectives.

Where a Key Service Objective has been assessed and found to have associated 'High' risk, progress against the application of risk treatment measures is to be monitored, and reported in the quarterly monitoring report in quarters 2 and 4.

8.0 PROGRESS AGAINST HIGH PRIORITY EQUALITY ACTIONS

During 2008/09 the service was required to undertake an Equality Impact Assessment. Progress against actions identified through that assessment, with associated High priority are to be reported in the quarterly monitoring report in quarters 2 and 4.






No actions have been identified as high priority for the service.



9.0 DATA QUALITY


The author provides assurance that the information contained within this report is accurate and valid and that every effort has been made to avoid the omission of data. Where data has been estimated, has been sourced directly from a partner or other agencies, or where there are concerns regarding the limitations of its use this has been clearly annotated.

10.0 APPENDICES

Appendix 1- Progress against Objectives/ Milestones
Appendix 2- Details of performance indicators to be reported at Q4
Appendix 3 - Financial Statement
Appendix 4 - Explanation of traffic light symbols

Service Plan Ref.	Objective	2009/10 Milestone	Progress to date	Commentary
HTL 1	Mersey Gateway – Complete the procedural processes to achieve all necessary orders for the construction of Mersey Gateway within the timescales required	Complete Public Inquiry into objections raised to enable scheme to progress in accordance with required timescales. Aug 2009		The Public Inquiry was formally closed by the Inspector on 28 July. The Inspectors report and recommendations were due to be submitted to the DfT Planning Inspectorate by mid December 2009.
		Secretary of State confirms the necessary orders for the construction of the Mersey Gateway. Feb 2010		Decision pending.
HTL 2	Mersey Gateway – Commence the procurement process for the construction of Mersey Gateway to ensure that the project can be completed within the required timescales	Conditional funding approval. Mar 2010		Decision pending – subject to Secretary of State decision on the orders for the construction of the Mersey Gateway.
HTL 3	LTP Capital Programme - Deliver the LTP Capital Programmes to ensure that the transport system is maintained and developed to meets local needs	To deliver the 2009/10 LTP Capital Programme Mar 2010		Ongoing monitoring is taking place to ensure that the LTP is delivered on time and within budget.
HTL 4	Local Transport Plan 2 – Submit progress reports as required by DfT and monitor progress against the Council's transport objectives to meet statutory requirement and ensure progress is maintained	Progress report to Members Sept 2009		Report was approved by Urban Renewal PPB, 16 th September 2009.

Service Plan Ref.	Objective	2009/10 Milestone	Progress to date	Commentary
HTL 5	Silver Jubilee Bridge Complex Major Maintenance— Secure funding, complete procurement and deliver works to enable the bridge and associated structures to reach a steady state of maintenance	Initiate delivery of PRN Grant funded programme of works through the HBC Bridge Maintenance Partnership Apr 2009		Balvak Ltd have been appointed as Works Partner for the HBC Bridge Maintenance Partnership and have commenced delivery of the 2009/10 works programme.
		Review progress, revise SJB maintenance Strategy document and deliver 2009/10 works programme Mar 2010		<p>Expenditure to Q3 is below the anticipated profile. The disruption created by the insolvency of the contractor originally appointed to undertake the works through the Bridge Maintenance Partnership contract delayed progress with works delivery by approx 3 months.</p> <p>Measures for managing any potential underspend associated with this are being determined.</p> <p>The maintenance strategy is being amended to reflect work completed and full refresh will be commissioned by end of financial year. This will include assumptions regarding consequences of Mersey Gateway de-linking for future bridge maintenance in the SJB Complex.</p>

Service Plan Ref.	Objective	2009/10 Milestone	Progress to date	Commentary
HTL 5	Silver Jubilee Bridge Complex Major Maintenance– Secure funding, complete procurement and deliver works to enable the bridge and associated structures to reach a steady state of maintenance	In conjunction with framework consultants and Mersey Gateway Project Team, consider issues associated with integration of existing SJB Complex Major Scheme Bid into business case for delivery of Mersey Gateway and formalise full response to DfT Jun 2009		<p>DfT have advised that priority should be given to consideration of the standalone SJB Complex Major Maintenance Bid. Formalisation of a full response regarding integration of SJB Complex Major Maintenance Bid has been deferred accordingly.</p> <p>In response to DfT queries, further information was submitted to DfT in July/August 2009 regarding the formal Project Management intended for delivery of the major maintenance activity. Further dialogue with DfT has taken place regarding revisiting the cost benefit analysis model to see how the completion of the activity being funded through PRN Grant in advance of the Bid has affected the BCR for the bid. HBC meeting DfT in January to scope this though DfT have confirmed that it feasible that a maintenance scheme such as this with procurement already established could progress straight through to Conditional Funding stage.</p>

The following “Key” indicators will be reported at year end:

HTL LI6 - No. of passengers on community based accessible transport

NI 175 - Access to core services and facilities by individuals through public transport, walking and cycling (NB 4 parts)

NI 176 - Percentage of people of working age living within a catchment area of a location with more than 500 jobs by public transport and/or walking

NI 177 - Number of local bus passenger journeys originating in the authority area in one year

HTL LI10 - No. of people killed or seriously injured (KSI) in road traffic collisions. (Previously BVPI 99ai)

HTL LI11 – No. of children (<16) killed or seriously injured (KSI) in road traffic collisions. (Previously BVPI 215b)

HTL LI12 - No. of children (<16) killed or seriously injured (KSI) in road traffic collisions. (Previously 99bi)

HTL LI15 - Condition of Unclassified Roads (% unclassified road network where structural maintenance should be considered). (Previously BVPI 224b)

NI 47 - People Killed and Seriously Injured

NI 48 - Children Killed and Seriously Injured

NI 168 -Percentage of principal road network where structural maintenance should be considered

NI 169 - Non principal roads where maintenance should be considered

NI 178 - Bus service punctuality

NI 189 – Flood and coastal erosion risk management.

Note: NI 167 - Congestion during morning peak times – monitoring only is required using DfT data. NI 198 – Mode of children travelling to school, data to be supplied by DfT in August 2009.

HIGHWAYS, TRANSPORTATION & LOGISTICS
Revenue Budget as at 31st December 2009

	Annual Revised Budget	Budget To Date	Actual To Date	Variance To Date (overspend)	Actual Including Committed Items
	£'000	£'000	£'000	£'000	£'000
Expenditure					
Employees	3,436	2,599	2,577	22	2,599
Premises Support	615	350	351	(1)	351
Other Premises	156	112	74	38	95
Hired & Contracted Services	305	229	174	55	231
Supplies & Services	332	257	256	1	325
Highways Insurance	482	361	361	0	361
Street Lighting	1,810	1,055	1,052	3	1,140
Highways Maintenance	2,348	1,113	1,106	7	2,004
Bridges	127	89	73	16	81
Eastern Relief Road (met by grant)	214	72	67	5	98
Other Transport	218	141	151	(10)	151
Central Support Services	923	692	692	0	692
Departmental Support Services	338	0	0	0	0
NRA Levy	57	43	60	(17)	60
Subsidised Bus Routes	794	595	573	22	649
Halton Hopper	153	114	152	(38)	152
Out of Zone Transport	51	38	39	(1)	67
Grants to Voluntary Organisations	122	122	122	0	122
Asset Charges	5,025	0	0	0	0
Total Expenditure	17,506	7,982	7,880	102	9,178
Income					
Halton Hopper Sales	-153	-114	-114	0	-164
Sales	-45	-34	-29	(5)	-93
Out of Zone Transport	-51	-51	-46	(5)	-46
Other Fees & Charges	-209	-51	-100	49	-126
Support Service Recharges	-1,078	0	0	0	0
Grants & Reimbursements	-523	-380	-381	1	-381
Recharge to Capital	-662	-152	-173	21	-228
Total Income	-2,721	-782	-843	61	-1,038
Net Expenditure	14,785	7,200	7,037	163	8,140

Comments on the above figures:

In overall terms revenue spending at the end of quarter 3 is below budget profile. This is due to a number of expenditure budget areas.

Staffing is below budget to date mainly in the Highways Engineers section and also in Transport Section due to vacancies.

Other premises is below budget due to the NNDR bills for car parks being lower than budgeted and maintenance costs also being lower than budgeted.

Subsidised Bus Routes is below budget due to quarterly charges not yet received from other authorities and Merseytravel. This budget will be fully spent at the financial year-end, as indicated by the actual including commitment figure.

With regards to income, there has been a larger than normal number of Temporary Prohibition Notices issued which has resulted in additional income.

At this stage it is anticipated that overall spend will be in line with the Departmental budget by the financial year-end.




HIGHWAYS, TRANSPORTATION & LOGISTICS
Capital Projects as at 31st December 2009

	2009/10 Capital Allocation £'000	Allocation To Date £'000	Actual Spend To Date £'000	Allocation Remaining £'000
Local Transport Plan				
Bridges & Highway Maintenance				
Bridge Assessment, Strengthening & Maintenance	7,281	4,630	2,149	5,132
Road Maintenance	1,493	1,122	1,037	456
Total Bridge & Highway Maintenance	8,774	5,752	3,186	5,588
Integrated Transport	1,831	695	506	1,325
Total Local Transport Plan	10,605	6,447	3,692	6,913
Halton Borough Council				
Mersey Gateway Development Costs	0	0	0	0
Mersey Gateway Early Land Acquisition	9,500	7,125	6,441	3,059
Flood Defence	214	186	110	104
Street lighting – Structural Maintenance	200	150	192	8
Bringing Roads to Adopted Standard	200	18	2	198
Total Halton Borough Council	10,114	7,479	6,745	7,094
Section 106/External Funded Work				
Upton Rocks Distributor Road	225	225	279	-54
A56/Eastern Expressway Improvements	220	220	405	-185
Road Safety Grant	72	72	72	0
Transport Asset Management	39	35	34	5
Total Section 106/External Funded Work	556	552	727	-234

HIGHWAYS, TRANSPORTATION & LOGISTICS
LSP, External or Grant Funded Items as at 31st December 2009

	Annual Revised Budget	Budget To Date	Actual To Date	Variance To Date (overspend)	Actual Including Committed Items
	£'000	£'000	£'000	£'000	£'000
Accessible Transport	26	26	26	0	26
Neighbourhood Travel Team	60	41	32	9	34
Links To Work	51	38	14	24	19
Total Local Strategic Partnerships Funding	137	105	72	33	79

The traffic light symbols are used in the following manner:

	<u>Objective</u>	<u>Performance Indicator</u>
<u>Green</u>	 Indicates that the <u>objective is on course to be achieved</u> within the appropriate timeframe.	Indicates that the <u>target is on course to be achieved</u> .
<u>Amber</u>	 Indicates that it is <u>unclear</u> at this stage, <u>whether the milestone/objective will be achieved</u> within the appropriate timeframe.	Indicates that it is either <u>unclear</u> at this stage or too early to state whether the target is on course to be achieved.
<u>Red</u>	 Indicates that it is <u>highly likely or certain that the objective</u> will not be achieved within the appropriate timeframe.	Indicates that the <u>target</u> will not be achieved unless there is an intervention or remedial action taken.